




**WP** Petroleum (Shanghai) Ltd.

# Tubular Handling Tools





**WP** Petroleum (Shanghai) Ltd.

### Quality Performance means:

- ✓ Compliance with applicable laws and regulations
- ✓ Compliance with Company policies, procedures and standards
- ✓ Conformance to agreed Customer requirements

## Quality Assurance

WP Petroleum (Shanghai) Ltd [WP] is firmly committed to providing high quality Tubular Handling Tools and services, which meet or exceed the needs of our Customers and comply with the requirements of the Company.

The Company will manage systems and processes through its integrated Business Management System (BMS), a practical infrastructure tool established and maintained to deliver value and prevent deficiencies in quality.

Quality Performance is a core value and the BMS will promote and maintain service quality and facilitate continuous improvement within each business process.

*All employees are responsible for quality of service to internal and external customers.*

*All employees shall be familiar with and apply the policies, procedures and standards of the Company.*



**WP** Petroleum (Shanghai) Ltd.

# Tubular Handling Tools





**WP** Petroleum (Shanghai) Ltd.

## Power Tools

Drill Pipe Power Tong

Tubing Power Tong

Casing Power Tong

Sucker Rod Power Tong

Hydraulic Power Unit





## ZQ Series Power Tong

The Power Tongs are used for making up or breaking out Drill Pipe, designed and manufactured according to API Spec7K

Main Model: ZQ 127/25Y, ZQ203/75Y

Size: 2-3/8" – 8"

## Drill Pipe Power Tong



Model I : ZQ203/75X



Model I : ZQ127/25Y



## XQ Series Power Tong

The Power Tongs are used for making up or breaking out Tubing, designed and manufactured according to API Spec7K

Main Model: XQ140/12YA, XQ114/6YB

Size: 2-3/8" – 5-1/2"

## Tubing Power Tong





## TQ Series Power Tong

The Power Tongs are used for making up or breaking out Casing, designed and manufactured according to API Spec7K

Main Model: TQ340/35Y, TQ508/70Y

Size: 4-1/2" – 13-3/8"

9-5/8" – 20"

## Casing Power Tong



TQ340/35Y



## XQ Series Power Tong

The Power Tongs are used for making up or breaking out Sucker Rod, designed and manufactured according to API Spec7K

Main Model: XQ28/1.8Y, XQ28/2.6Y

Size: 5/8" – 1-1/8"

## Sucker Rod Power Tong



XQ28/1.8Y



XQ28/2.6Y





## YZB/YD Series Power Unit

YZB and YD Series of Hydraulic Power Unit supply hydraulic power for drill equipment in onshore and offshore, especially suitable for hot area in the desert and for continuous working situation.

## Hydraulic Power Unit





**WP** Petroleum Shanghai Ltd.

## Power Tools

Manual Tong

Manual Elevator

Slip Type Elevator

Rotary Slip

Safety Clamp

Elevator Spider

Pneumatic Spider

Roller Kelly Bushing

Bushing & Insert Bowl

Casing Bushing & Bowl

Sucker Rod Elevator, Hook & Wrench




## HT Series Manual Tong

The Manual Tongs are used for making up or breaking out Drill Pipes, Drill Collars, Casing & Tubing, designed and manufactured according to API Spec 7K, equivalent to Varco/BJ Type

Main Model : HT 14, HT25, HT35, HT55, HT100, HT50

Size: 2-3/8" – 36"

## Manual Tong





## G,SLX,TA,SJL Series Elevator

The Manual Elevator are used for handling Drill Pipe, Casing & Tubing designed and manufactured according to API Spec 8A/8C, equivalent to Varco/BJ Type

**G Series** - Drill Pipe Size & Capacity:

2-3/8" – 5-7/8" , 100 – 500 Metric Tons

**SLX Series** - Casing Size & Capacity :

5-1/2" – 20", 100 – 350 Metric Tons

**TA Series** - Tubing Size & Capacity :

1.050" – 5-1/2", 35 – 150 Metric Tons

**SJL Series** – Casing & Tubing

Size & Capacity: 2-3/8" – 30", 5 Metric Ton

## Manual Elevator




**G**



**SLX**



**TA**



**SJL**







## Y Series Elevator


The Y Series Elevator are used for handling Casing & Tubing, designed and manufactured according to API Spec 8A/8C, equivalent to Varco/BJ Type

Main Model: MYT,YT, HYT,YC,HYC

Size: 1.315" – 7"

Capacity: 40 – 200 Metric Tons

## Slip Type Elevator





## SD, DCS, CMS-XL Series Slip

The Slips are designed and manufactured according to API Spec 7K, equivalent to Varco/BJ Type

**SD Series** – Rotary Slip for Drill Pipe & Tubing

Model: SDS, SDML, SDXL

Size: 2-3/8" – 5-1/2"

**DCS Series** for Drill Collar

Model: DCS-S, DCS-R, DCS-L

Size: 3" – 14"

**CMS-XL** for Casing

Size: 4-1/2" – 30"

## Slips



SD



CMS-XL



DCS





## MP & WA Series Safety Clamp

The MP & WA Series Safety Clamp are designed and manufactured according to API Spec 7K, equivalent to Varco/BJ Type

**Model: MP-S, MP-R, MP-M, MP-L, MP-XL** ,  
Size: 2-3/8" - 21"

**Model: WA-T**, Size: 1-1/8" – 4-1/2"

**Model: WA-C**, Size: 3-1/2" – 21"

## Safety Clamp



WA-T & WA-C



MP



## SE Series Elevator Spider

The SE Series Elevator Spider are designed and manufactured according to API Spec 8A/8C, , equivalent to Varco/Bj


Type

Model: SE 350, SE 500

Size: 4" – 14"

Capacity: 350 Ton & 500 Ton

## Elevator Spider







## C & CHD, E, TS100 Type Pneumatic Spider

The Pneumatic Spider are designed and  
manufactured according to API Spec 7K

Model: C, CHD, E

Size: 2-3/8" - 7-5/8"


Capacity: 80 - 175 Metric Ton

Model: TS 100

Size: 3-1/2" - 5-1/2"

Capacity: 100 Metric Ton

## Pneumatic Spider



C, CHD & E Spider



TS 100 Spider



## Roller Kelly Bushing

The Roller Kelly Bushing are designed and manufactured according to API Spec7K

Model:

- HDS, Sq. / Hex 2-1/2" - 6" Kelly
- HDP, Sq. / Hex 3" - 6" Kelly
- MDS, Sq. 2-1/2" - 5-1/4" Kelly
- MDS, Hex. 3" - 4-1/2" Kelly
- MDP, Sq. 2-1/2" - 4-1/4" Kelly
- MDP, Hex. 3" - 4-1/4" Kelly

## Roller Kelly Bushing







## Bushing & Insert Bowl

Bushings are used with different rotary tables. Master Bushing MPCH 375 , pin drive, used for 37.1/2 in rotary table; Master Bushing MDSP(MSP) is split structure, pin drive, used for 27.1/2 to 17.1/2 in rotary table; Master Bushing MSS is square drive, used for 27.1/2 to 17.1/2 in rotary table.

## Bushing & Insert Bowl




*The bushing insert bowls are designed to work with the MPCH and solid master bushing to accommodate sizes up to **13 3/8"**. We also provide **2** and **4** leg lifting slings and a bit breaker adapter plate.*



## Casing Bushing & Bowl

CU, CUL and CB Casing Bushings are inserted directly into the rotary table and insure that the casing being run is perfectly aligned with the center of the hole. Models CU and CUL are solid bushings and Model CB is a split bushing.

## Casing Bushing & Bowl







## Sucker Rod Elevator, Hook & Wrench

The Sucker Rod Hook is designed and manufactured according to API Spec 8A/8C.

SRE Sucker Rod Elevators are suitable for rod sizes from 1/2" to 1.1/4" with capacity 20, 25tons.

## Sucker Rod Elevator, Hook & Wrench





**WP** Petroleum (Shanghai) Ltd.

### Quality Performance means:

- ✓ Compliance with applicable laws and regulations
- ✓ Compliance with Company policies, procedures and standards
- ✓ Conformance to agreed Customer requirements

Headquarters Office SHANGHAI, CHINA

Room 701- Jin Zhong Tower  
680 Zhao Jia Bang Rd  
SHANGHAI 200031  
CHINA

**Business Development Manager:** Tracy SHI

[tracy.shi@wppetroleum.com](mailto:tracy.shi@wppetroleum.com)  
[sales@wppetroleum.com](mailto:sales@wppetroleum.com)

Tel.: **+86 21 64 67 33 11**  
Fax : **+86 21 64 37 11 21**